


How to Register for the RI²C 2023

1. Starting the registration process

1.1 Register

To start the registration process by choose 'REGISTRATION' or 'Register' on the right-hand side of the page.



1.2 Create account

- To create account by filling in the 'Create account' box.

Registration Fee for RI²C 2023

Create account

Fields marked with an * are required

Name *	<input type="text"/>
Surname *	<input type="text"/>
E-Mail *	<input type="text"/>
Password (The password length should lie between 6-10 characters) *	<input type="password"/>
RE Type Password *	<input type="password"/>
Mobile	<input type="text"/>
Line ID	<input type="text"/>
Whatsapp ID	<input type="text"/>
Affiliation *	<input type="text"/>
Address of affiliation *	<input type="text"/>



- Select a Participation option, you will be able to select one of the four registration options. The system automatically detects which registration type to apply to you.

Participation *

Participant / Attendee

Oral Presentation (Non-member of Association)

Poster Presentation

Oral Presentation (Member of Association)

- In case of student (non-member of association) or member of association, you will be required your 'Student identity card' or 'Association member ID' for identity verification.

(example)

Participation *

Participant / Attendee

Oral Presentation (Non-member of Association)

Poster Presentation

Oral Presentation (Member of Association)

Participant Category *

Thai student

Foreign Student

Thai Regular

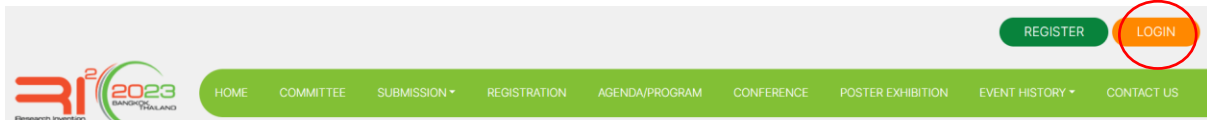
Foreign Regular

Please upload your Student identity card (.jpg or .pdf)

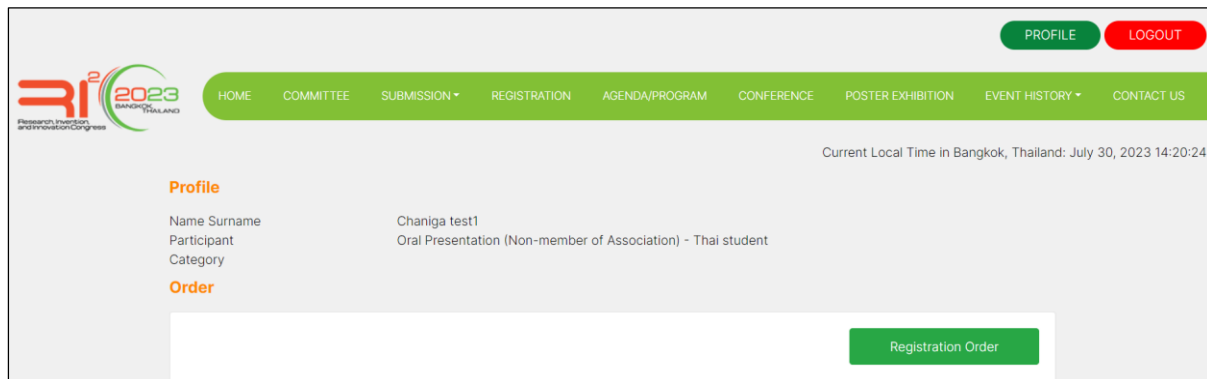


2. Log in for booking and create an invoice

2.1 Once created account, you will be able to log in by choose 'LOGIN' on the right-hand side of the page.



2.2 Select 'Registration Order' to choose the Paper categories and fill your paper information. You will be able to create an invoice by filling in the 'E-invoice requirements' box.



Profile

Name Surname: Chaniga test1
Participant: Oral Presentation (Non-member of Association) - Thai student
Category: Oral Presentation

Order

Paper categories * (Fields marked with an * are required)

Innovative Materials Engineering (IME)
 Innovative Sustainable Science (ISS)
 Innovative Electricals and Electronics (IEE)

Paper ID * e.g., iss2023-01

Paper title *

Name of Presenter *

Name of Corresponding Author *

E-invoice requirements * (ใบแจ้งการชำระเงินค่าลงทะเบียน) * Fields marked with an * are required

YES (ต้องการ) NO (ไม่ต้องการ)

Name * (ชื่อที่โชว์บน E-invoice)

Address * (ที่อยู่ที่จะโชว์บน E-invoice)



3. Upload the evidence of registration payment

3.1 You will be able to download the invoice and going through the payment by choose 'View'.

RI² 2023 BANGKOK THAILAND
Research, Invention, and Innovation Congress

HOME COMMITTEE SUBMISSION REGISTRATION AGENDA/PROGRAM CONFERENCE POSTER EXHIBITION EVENT HISTOR

Current Local Time in Bangkok, Thailand

Profile

Name Surname: Chaniga test1
Participant: Oral Presentation (Non-member of Association) - Thai student
Category:

Order

Registration Order

No	Type	Paper ID	Price	Status	Invoice	Payment Detail	Upload Presentattion
1	Innovative Sustainable Science (ISS) e.g., iss2023-01	iss99	6500.00 THB	update billing address	View	View	-

3.2 Once you have completed the payment, you will be able to upload the proof of payment (Slip) in the 'File' box.

RI² 2023 BANGKOK THAILAND
Research, Invention, and Innovation Congress

HOME COMMITTEE SUBMISSION REGISTRATION AGENDA/PROGRAM CONFERENCE POSTER EXHIBITION EVENT HISTOR

Current Local Time in Bangkok, Thailand

Order Detail
Innovative Electricals and Electronics (IEE)

Payment Detail
You can pay your registration fee through a bank transfer as the information is given below,
Bank Name: Bangkok Bank Public Company Limited (BBL)
Branch: King Mongkut's University of Technology North Bangkok
Name of Account: RI2C-KMUTNB
Beneficiary Address: 1518 Pracharat 1 Road, Wongsawang, Bangsue, Bangkok 10800
Account No: 907-7-55073-0
SWIFT Code: BKKBTHBK

Note:
 - Please comply and return the proof of payment in registration due date.
 - The amount registrant transfer does not include bank charges.
 Upload the proof of payment *

File * (.JPG file Only)

Cancel UPLOAD



3.3 You will be asked for the receipt requirements. You can inform your receipt/billing address by filling in the 'Receipt/Billing address' box.

Order Detail
Innovative Electricals and Electronics (IEE)

Receipt requirements (ใบเสร็จรับเงินค่าลงทะเบียน) **(Fields marked with an * are required)**

YES (ต้องการ) NO (ไม่ต้องการ)

Receipt/Billing address (ข้อมูลที่ใช้ระบุใบเสร็จรับเงิน)

Please fill the name and billing below. You can download your receipt from the registration system. (Fields marked with an * are required.)

Name * (ชื่อที่ใช้ระบุใบเสร็จรับเงิน)

Address * (ที่อยู่ที่ใช้ระบุใบเสร็จรับเงิน)

City *

Country *

Postcode *

Tax ID

Tel *

Email

3.4 You will be able to download the invoice, slip and receipt (after approval) from your 'Order Detail'.

- HOME
- COMMITTEE
- SUBMISSION ▾
- REGISTRATION
- AGENDA/PROGRAM
- CONFERENCE
- POSTER EXHIBITION
- EVENT HISTORY ▾
- CONTACT US

Current Local Time in Bangkok, Thailand: July 30, 2023 14:48:22

Order Detail
Innovative Sustainable Science (ISS)

Invoice
[View](#)

Slip
[View](#)

Receipt
-

4. Help

4.1 If you can't remember your password, you can email to info@ri2c-kmutnb.com and we will reset it for you.

4.2 Any other issues, please email info@ri2c-kmutnb.com and we will get back to you.